



University Rankings: the leap from domestic to international

John O'Leary

Editor of The Times Good University Guide

Co-author of the Top Universities Guide



UK university league tables

- 1963: Norrington Table of Oxford colleges
- 1980s: THES 'Peer Review' by subject
- 1993: The Times Good University Guide
- Late 1990s: Daily Telegraph (discontinued)
Financial Times (discontinued)
- 2001: Sunday Times
- 2003: Guardian
- 2008: Independent



UK league table measures

	Times	Guardian	Independent	Sunday Times
Student satisfaction	✓	✓ ✓	✓	✓
RAE grades	✓	X	✓	✓
Entry grades	✓	✓	✓	✓
SSRs	✓	✓	✓	✓
Completion	✓	X	✓	✓
First destinations	✓	✓	✓	✓
1sts & 2:1s	✓	X	✓	✓
Spending per student	✓	✓	✓ ✓	X



Other current measures

- **Head teachers' views (Sunday Times)**
- **Value added (Guardian)**

Abandoned Times measures


- **Accommodation**
- **Postgraduates**
- **Value added**
- **Staff qualifications**
- **International students**



Growth in student mobility

Box C3.1. Long term growth in the number of students enrolled outside their country of citizenship

Growth in internationalisation of tertiary education (1975-2006)



Source: OECD and UNESCO Institute for Statistics

Data on foreign enrolment worldwide comes from both the OECD and the UNESCO Institute for Statistics (UIS). UIS provided the data on all countries for 1975-1995 and most of the partner countries for 2000 and 2006. The OECD provided the data on OECD countries and the other partner countries in 2000 and 2006. Both sources use similar definitions, thus making their combination possible. Missing data were imputed with the closest data reports to

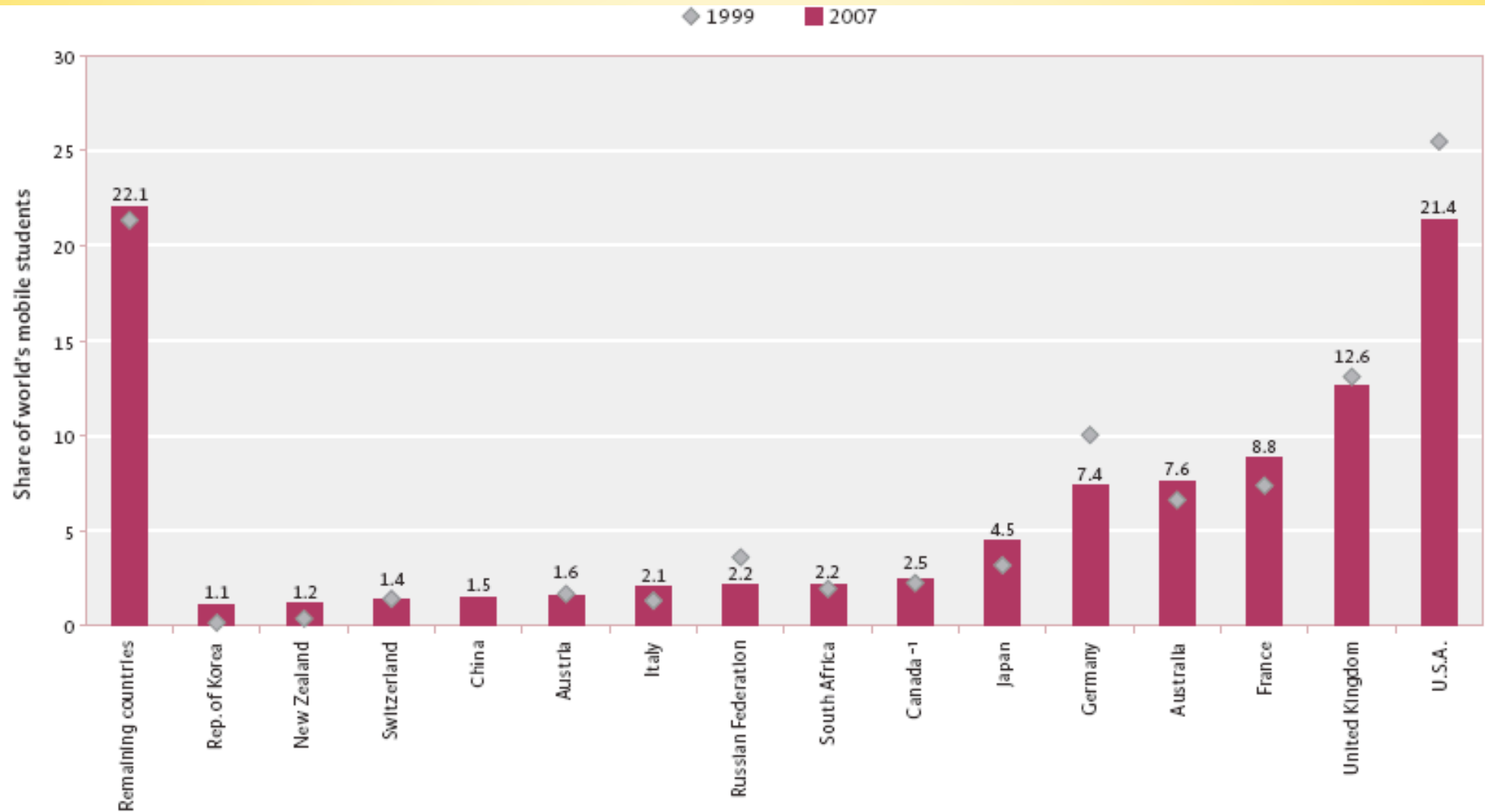


World rankings

- 2003: SJTU Academic Ranking of World Universities
- 2004: QS/THES World University Rankings
Webometrics
- 2007: HEEACT ranking
- 2008: Leiden bibliometric rankings
- 2009: Russian 'Global universities ranking'
- 2010: QS subject rankings expected
Times Higher Education ranking expected
- 2011: European Commission feasibility study expected



Top 15 host countries






Brain circulation

	2001	2002	2003	2004	2005	2006	2007
Total foreign students	1,978,501	2,267,148	2,507,551	2,697,283	2,846,423	2,924,679	3,021,106
OECD countries	1,642,674	1,897,866	2,085,263	2,265,135	2,368,931	2,440,657	2,522,757
Non-OECD countries	335,837	369,282	422,288	432,148	477,492	484,022	498,341



Where is the target audience?

Geographic priority attributed to	Overall ranking	Africa	Asia Pacific	Europe	Latin America & Caribbean	Middle East	North America
Europe	37%	28%	23%	44%	33%	33%	26%
Asia Pacific	24%	7%	44%	22%	3%	10%	26%
North America	19%	13%	23%	18%	27%	20%	12%
Latin America & Caribbean	9%	10%	2%	6%	37%	7%	17%
Africa	7%	39%	2%	6%	0%	8%	9%
Middle East	5%	3%	6%	3%	0%	27%	10%

 #1 Importance  #2 Importance



What are they studying?

